



Step 1: Describe the target skill

	<p>Opportunities for meaningful communication can be planned and activities can be arranged to elicit the use of expressive language for different purposes. In this training module we will look at an example of arranging an activity to incorporate communication.</p>
---	--

Function: Requesting a preferred item

	<p>Arrange environment to elicit requesting by:</p> <ul style="list-style-type: none"> <li>- Having multiple items to choose from</li> <li>- Position items out of reach</li> </ul>
--	---


Function: Directing the actions of communication partner

	<p>Arrange environment to target directing the actions of communication partner by:</p> <ul style="list-style-type: none"> <li>- Communication partner controls desired item</li> <li>- Elicit completion of desired action with item</li> <li>- Example: holding snack item to elicit direction to put in bowl</li> </ul>
---	--

Function: Requesting assistance

	<p>Arrange environment to elicit requesting assistance by:</p> <ul style="list-style-type: none"><li>- Creating obstacle to obtain a preferred item</li><li>- Example: place items in tightly sealed container</li></ul>
---	--

Function: Commenting

	<p>Introduce commenting by:</p> <ul style="list-style-type: none"><li>- Modeling this function for the individual</li><li>- Respond to AAC communicator's attempts</li></ul>
--	--