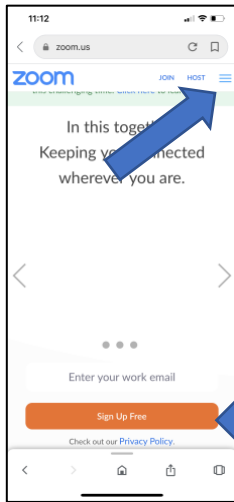


Zoom Information

Phone Web version



Signing In or Signing Up

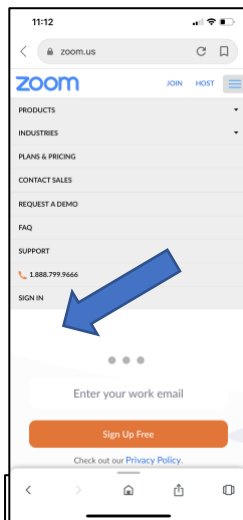


Type in Zoom's URL in any search engine.

Zoom's URL: <https://zoom.us>

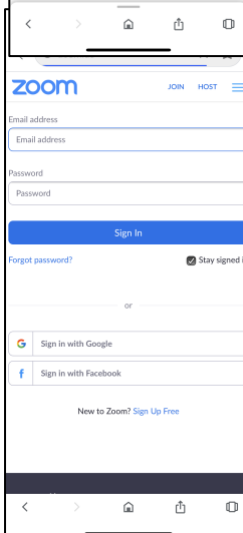
Step 1: To sign in, press  in the top right corner.

If you do not have an account yet, click on the orange "Sign Up Free" and go through the steps to sign up.



If you have an account already:

Step 2: click on "SIGN IN" at the bottom.

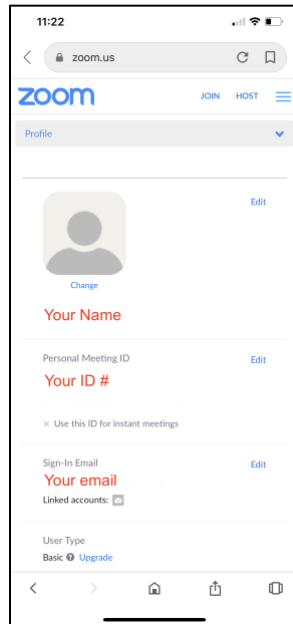


Step 3: Enter your login information and click sign in.

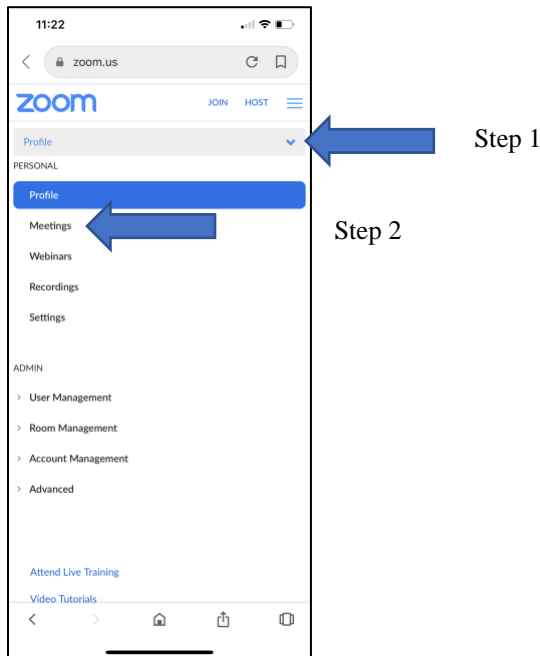
Setting up Meeting



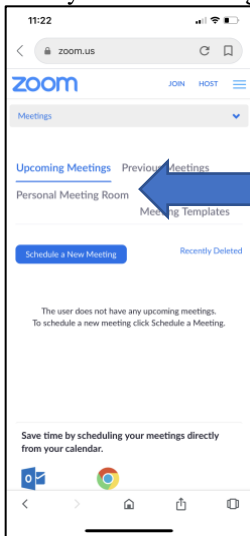
After logging in, you should be directed to your personal information screen.



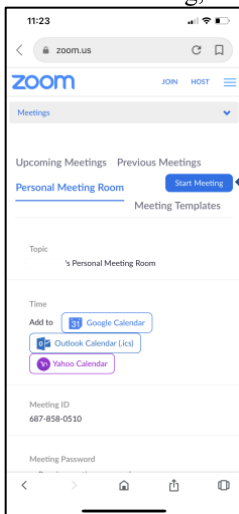
To start a meeting, press the arrow to the right of "Profile"



Once you click meeting, go to “personal meeting room”



To start a meeting, click “Start Meeting” in blue.



To invite participants to your meeting, send them this link.

