
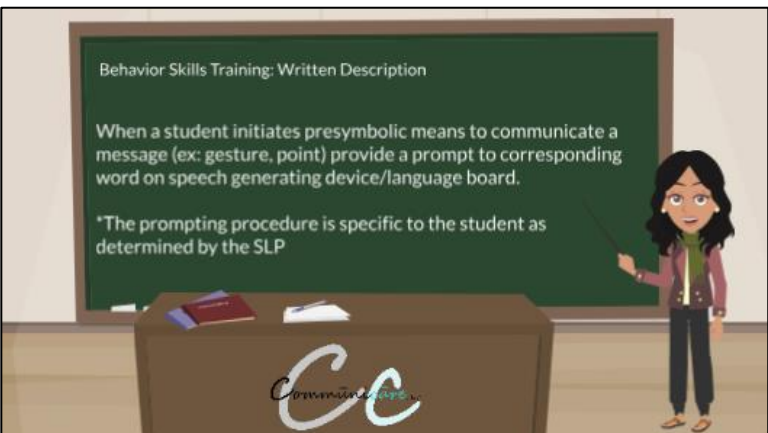



Step 1: Describe the target skill

| | |
|-----------------------------------------------------------------------------------|-------------------------------------------------------------------------------------------------------------------------------------------------------------------------------------|
|  | <ul style="list-style-type: none">- AAC user initiates pre-symbolic communication- Communication partner provides prompt to corresponding word on AAC system |
|-----------------------------------------------------------------------------------|-------------------------------------------------------------------------------------------------------------------------------------------------------------------------------------|

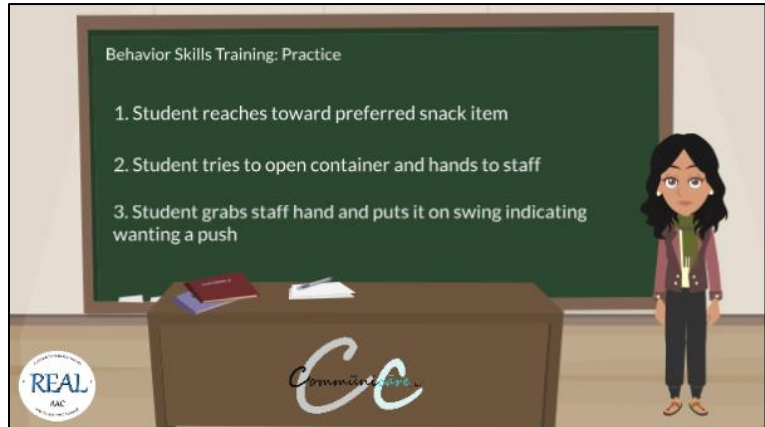
Step 2: Written description of target skills

| |
|-------------------------------------------------------------------------------------|
|  |
|-------------------------------------------------------------------------------------|

Step 3: Demonstration

| | |
|-------------------------------------------------------------------------------------|------------------------------------------|
|  | <p>Refer to video for demonstration.</p> |
|-------------------------------------------------------------------------------------|------------------------------------------|

Step 4: Practice

| | |
|-----------------------------------------------------------------------------------|------------------------------------------------------------------------------------------------------------------------------------------------------------------------------------------------------------------------|
|  | <p>Using language board, provide prompt for the listed examples.</p> <p>One participant role plays student initiating presymbolic communication for each example, while other participant role plays the prompter.</p> |
|-----------------------------------------------------------------------------------|------------------------------------------------------------------------------------------------------------------------------------------------------------------------------------------------------------------------|

Step 5: Practice with feedback. Provide verbal feedback on prompter's performance.

Step 6: Practice until demonstrates mastery of prompting across three examples from step 4.